

Metalloporphyrin-Catalyzed Oxidation of Saturated Hydrocarbons with Sodium Chlorite

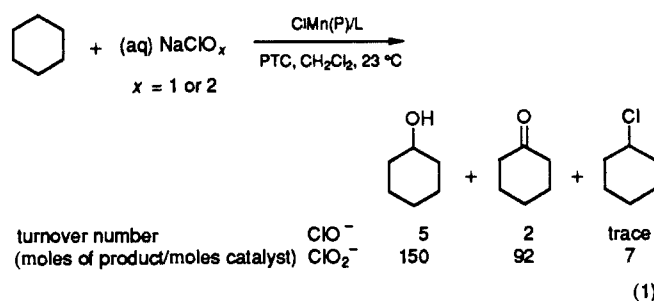
James P. Collman,* Hiroo Tanaka,^{1a} Robert T. Hembre,^{1b} and John I. Brauman

Department of Chemistry, Stanford University
Stanford, California 94305-5080

Received November 17, 1989

The oxygenation of unactivated hydrocarbons by cytochrome P-450 has stimulated interest in metalloporphyrin oxidation catalysis,² especially in "shunt" reagents as surrogate oxidants for the more elusive monooxygenase activation of dioxygen.³ Despite success in "shunt"-based P-450 mimetic alkene epoxidation² and suicide deactivation,⁴ catalysis of alkane hydroxylation is less well developed. We report herein the discovery of a new and efficient hydrocarbon oxidation catalyst when chlorite (MClO₂, M = Na) is employed as the oxidant rather than hypochlorite (MOCl, M = Li, Na) in the extensively studied⁵ manganese porphyrin catalyst system.

The chlorite-based catalyst is remarkable. A metal-centered catalyst site results in parallel 2e⁻ and 4e⁻ oxygenation of alkanes to alcohols and ketones, in sharp contrast to the 2e⁻-oxidation capacity of metal-oxo sites usually associated with synthetic mimics of P-450,⁶ and in particular those formed using hypochlorite.⁵ Manganese porphyrin, ClMn(P),⁷ catalyzed chlorite oxidation of cyclohexane demonstrates this unique reactivity (eq 1).¹³ The chlorite-derived oxidant is both more robust—it pro-



duces 2 orders of magnitude more catalyst turnovers—and more reactive than the hypochlorite-based oxidant (Table I). As with the hypochlorite system, an axial ligand, L, is required for reactivity; pyridines have proven to be more stable than imidazoles.¹⁴

Upon treatment of the catalyst solution with sodium chlorite in the presence of axial base, a 60-nm blue shift is observed in the Soret band ($\lambda = 480\text{--}420\text{ nm}$).¹⁵ This spectral change is not observed if the sterically hindered base 2,6-di-*tert*-butyl-4-methylpyridine is used, and neither is catalysis of hydrocarbon oxidation.¹⁶ Chlorate (ClO₃⁻) is completely inactive. Variation of the porphyrin meso substituent affects both the observed turnover numbers and the product distribution,¹⁹ but for a given catalyst system, the ratio of alcohol/ketone/alkyl halide is constant through the course of a reaction, suggesting their parallel formation from a common intermediate. In addition, the oxidation of cyclohexane in the presence of 4-methylcyclohexanol yields only an insignificant amount of 4-methylcyclohexanone.²¹ Thus, ketone products are not formed by sequential hydrocarbon hydroxylation and alcohol dehydrogenation. They manifest the four-electron-oxidation capacity of the oxidant derived from chlorite.

The chlorite-derived oxidant is 450 times as reactive with saturated hydrocarbons and not as selective in alkene epoxidation as the hypochlorite-derived oxidant. The yield and distribution of products are not affected by the presence of 100 equiv of 2,6-di-*tert*-butyl-4-methylphenol (DBMPH) in the chlorite hydroxylation; similar free-radical scavengers have been reported to inhibit hypochlorite hydroxylation.^{5a}

The chlorite solutions employed in the above catalysis are basic (pH = 11.8) and are indefinitely stable,²² as are solutions of hypochlorite and chlorate. Upon addition of a methylene chloride

(1) (a) Visiting scholar, Mitsubishi Kasei Co., Yokohama, Japan. (b) National Institutes of Health postdoctoral fellow, 1987–1989. Present address: Department of Chemistry, University of Nebraska, Lincoln, NE 68588-0304.

(2) (a) Hill, C. L. *Adv. Oxygenated Processes* 1988, 1, 1. (b) Bruce, T. C. *Aldrichimica Acta* 1989, 21, 87. (c) Jorgenson, K. A. *Chem. Rev.* 1989, 89, 431. (d) Mansuy, D.; Battioni, P. *Activation and Functionalization of Alkanes*; Hill, C. H., Ed.; Wiley-Interscience: New York, 1989; p 195.

(3) Progress has been made in the area of biomimetic dioxygen activation relevant to the function of monooxygenase enzymes. (a) Tabushi, I. *Coord. Chem. Rev.* 1988, 86, 1. (b) Leduc, P.; Battioni, P.; Bartoli, J. F.; Mansuy, D. *Tetrahedron Lett.* 1988, 29, 205. (c) Groves, J. T.; Neumann, R. J. *Am. Chem. Soc.* 1989, 111, 2900. (d) Sakurai, H.; Mori, Y.; Shibuya, M. *Inorg. Chim. Acta* 1989, 162, 23. (e) Okamoto, T.; Sasaki, K.; Oka, S. *J. Am. Chem. Soc.* 1988, 110, 1187. (f) Khenkin, A. M.; Shilov, A. E. In *The Role of Oxygen in Chemistry and Biochemistry*; Ando, W., Mora-oka, Y., Eds.; Elsevier Science: Amsterdam, 1988; p 563. (g) Fukuzumi, S.; Mochizuki, S.; Tanaka, T. *Isr. J. Chem.* 1987/88, 28, 29.

(4) Collman, J. P.; Brauman, J. I.; Hampton, P. D. *J. Am. Chem. Soc.*, in press.

(5) The oxidation of hydrocarbons by hypochlorite catalyzed by manganese porphyrins was first reported by Tabushi and has since been examined by several research groups. (a) Tabushi, I.; Koga, N. *Tetrahedron Lett.* 1979, 3681. (b) Guilmet, E.; Meunier, B. *Tetrahedron Lett.* 1980, 21, 4449. (c) Collman, J. P.; Brauman, J. I.; Meunier, B.; Hayashi, T.; Kodadek, T.; Raybuck, S. A. *J. Am. Chem. Soc.* 1985, 107, 2000. (d) Lee, R. W.; Nakagaki, P. C.; Bruce, T. C. *J. Am. Chem. Soc.* 1989, 111, 1368. (e) van der Made, A. W.; Groot, P. M.; Nolte, R. J.; Drenth, W. *Recl. Trav. Chim. Pays-Bas* 1989, 108, 73.

(6) Hydrogen peroxide,⁸ organic peroxides and peracids,⁹ iodosalicylic acids,¹⁰ potassium hydrogen persulfate,¹¹ hypochlorite,⁵ and hypobromite¹² have previously been used as "shunt" oxidants with manganese porphyrin catalysts.

(7) The following abbreviations are used: P = 5,10,15,20-tetraphenylporphyrin dianion (TPP), 5,10,15,20-tetrakis(2,4,6-trimethylphenyl)porphyrin dianion (TMP), 5,10,15,20-tetrakis(pentafluorophenyl)porphyrin dianion (TF₅PP), and 5,10,15,20-tetrakis(2,6-dichlorophenyl)porphyrin dianion (TD-CPD).

(8) (a) Battioni, P.; Renaud, J. P.; Bartoli, J. F.; Reina-Artiles, M.; Fort, M.; Mansuy, D. *J. Am. Chem. Soc.* 1988, 110, 8462. (b) Nishihara, H.; Pressprich, K.; Murray, R. W.; Collman, J. P. *Inorg. Chem.* 1990, 29, 1000.

(9) (a) Yuan, L.-C.; Bruce, T. C. *J. Am. Chem. Soc.* 1986, 108, 1643. (b) Cook, B. R.; Reinert, T. J.; Suslick, K. S. *J. Am. Chem. Soc.* 1986, 108, 7281.

(10) (a) Fish, R. H.; Price, R. T. *Organometallics* 1989, 8, 225. (b) Castellino, A. J.; Bruce, T. C. *J. Am. Chem. Soc.* 1988, 110, 158. (c) Smegal, J. A.; Hill, C. L.; Schardt, B. C. *J. Am. Chem. Soc.* 1983, 105, 3510. (d) Battioni, P.; Lallier, J.-P.; Barloy, L.; Mansuy, D. *J. Chem. Soc., Chem. Commun.* 1989, 1149. (e) Traylor, T. G.; Mikszal, A. R. *J. Am. Chem. Soc.* 1989, 111, 7443. (f) Tolman, C. A.; Druliner, J. D.; Nappa, M. I.; Herron, N. In *Activation and Functionalization of Alkanes*; Hill, C. H., Ed.; Wiley-Interscience: New York, 1989; p 361.

(11) Robert, A.; Meunier, B. *Nouv. J. Chem.* 1988, 12, 885.

(12) Poorter, B. D.; Ricci, M.; Bortolini, O.; Muenier, B. *J. Mol. Catal.* 1985, 31, 221.

(13) Standard reaction procedure: Onto MnCl(TMP) (0.46 μmol) and 4-*tert*-butylpyridine (0.2 mmol), benzyldimethyltetradecylammonium chloride (0.1 mmol, PTC), and substrate (3.7 mmol) dissolved in 10 mL of methylene chloride was layered the aqueous phase, 20 mL of 0.5 M (aq) NaClO₂, at room temperature for 3 h. Reaction was initiated by stirring and progress monitored by gas-liquid chromatography. Maximum turnovers are observed with a semicontinuous removal of the (aq) NaClO₂ solution and addition of "fresh" oxidant. With ClMn(TDCPP) as the catalyst and this semicontinuous addition of oxidant, the products cyclohexanol, cyclohexanone, and cyclohexyl chloride were formed in 950, 780, and 330 turnovers, respectively.

(14) Meunier, B.; Guilmet, E.; De Carvalho, M. E.; Poilblanc, R. *J. Am. Chem. Soc.* 1984, 106, 6668.

(15) Such absorptions have been assigned to Mn(IV) or Mn(V) species.^{5d}

(16) Thermodynamically, hypochlorite is a slightly stronger oxidizing agent than chlorite. Holm, R. H. *Chem. Rev.* 1987, 87, 1401.

(17) It is interesting to note the similar formation of alkyl chlorides reported for the hypochlorite system.^{5b,12} Enzymatic halogenations have also been reported upon metabolism of chlorite.¹⁸

(18) Chiang, R.; Rand-Meir, T.; Makino, R.; Hager, L. P. *J. Biochem.* 1976, 251, 6340.

(19) We have also found that ClMn(TDCPP) is by far the most stable oxidation catalyst.^{8a,20} Cyclohexane oxidation¹³ using ClMn(P) with P = TDCPP, TF₅PP, TMP, and TPP yielded 552, 323, 265, and 12 turnovers, respectively. Nearly complete catalyst bleaching and destruction was observed in each case.

(20) Traylor, T. G.; Tsuchiya, S. *Inorg. Chem.* 1987, 26, 1338.

(21) When 85 μmol of 4-methylcyclohexanol was added to the standard cyclohexane reaction,¹³ only 6 μmol of 4-methylcyclohexanone was formed whereas 87 μmol of cyclohexanol and 51 μmol of cyclohexanone were produced.

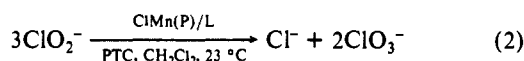
(22) Chlorous acid (HOClO, pK_a ~ 2) is unstable and decomposes to a mixture of chloride, chlorate, and chlorine dioxide, but in mildly alkaline solutions, chlorite is reported to be stable for periods up to a year. (a) Gordon, G.; Kieffer, R. G.; Rosenblatt, D. H. *Prog. Inorg. Chem.* 1972, 15, 201. (b) Greenwood, N. N.; Earnshaw, A. *Chemistry of the Elements*; Pergamon: Oxford, 1984; p 1007.

Table I. Observed Rates of Hydroxylation^a and Epoxidation with Oxochloride Anions Catalyzed by Mn(TMP)Cl/4-*tert*-Butylpyridine

substrate	initial turnover freq, min ⁻¹		
	LiOCl	NaClO ₂	NaClO ₃
cyclohexane	0.04	18	none
cycloalkene	230 ^b	49 ^c	none ^c

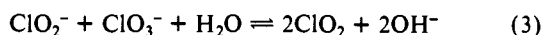
^aReference 13. ^bReference 5c; using cyclooctene and an imidazole ligand. ^cCyclohexene.

solution of ClMn(P) and phase-transfer catalyst (PTC) to each of these, in the absence of hydrocarbon substrate, only the chlorite solution decomposes. It disproportionates irreversibly to chlorite and chlorate (eq 2).²³ The catalyzed decomposition of chlorite



in the presence of 1 equiv of chlorate reveals that the latter inhibits both the chlorite disproportionation and hydrocarbon hydroxylation.²⁵ Inner-sphere atom transfer between the oxochloride anions, even with very favorable thermodynamics, is known to be extremely slow in basic solution.²⁶ Transition-metal catalysis of such oxygen atom transfers has not previously been observed.

In aqueous solution, chlorine dioxide (ClO₂) should exist in equilibrium with a mixture of chlorite and chlorate, but the uncatalyzed rate of equilibration is very slow (eq 3).²⁷ We have



observed that a solution of ClO₂ in CCl₄²⁸ shows a very low activity for heptane hydroxylation and instead rapidly bleaches the manganese porphyrin catalyst. As ClO₂ reacts rapidly with DBMPH, an excess of the latter can act as a stabilizer against porphyrin bleaching by ClO₂. DBMPH has no effect on the rate or distribution of products in the hydrocarbon hydroxylation by chlorite; it is clear that ClO₂ is not the active oxidant under these conditions.

The regioselectivity of heptane oxidation does not distinguish chlorite from other manganese-based oxidants.^{31,8a} Both favor ω - 1 functionalization when hindered porphyrins (TMP or TDCPP) are used, as is also observed in P-450.³² Likewise, the oxidations of adamantane and 2-methylpentane yield product distributions with a similar regioselectivity³⁴ to that observed with

(23) The sum of hypochlorite, chlorite, and chlorate was determined by iodometric titration of the bromine formed upon treatment of acidified samples with bromide.²⁴ The sum of hypochlorite and chlorite, in the presence of chlorate, was assayed by simple iodometric titration without bromide treatment. Under standard reaction conditions,¹³ the initial rate of disproportionation is about 180 min⁻¹, over 10 times the rate of hydroxylation, thus requiring a significant excess of oxidant for hydrocarbon oxidation by chlorite.

(24) Bassett, J.; Denney, R. C.; Jeffrey, G. H.; Mendham, J. *Vogel's Textbook of Quantitative Inorganic Analysis*, 4th ed.; Longman Group: London, 1978; p 381.

(25) It is thus advantageous¹³ to remove semicontinuously and add a new aqueous chlorite layer during the course of a hydroxylation to avoid developing a high concentration of chlorate in the aqueous layer. The origin of this inhibition may be a phase-transfer effect.

(26) Taube, H. *Mechanistic Aspects of Inorganic Reactions*; ACS Symposium Series 198; American Chemical Society: Washington, DC, 1982; p 151.

(27) Taube, H.; Dodgen, H. *J. Am. Chem. Soc.* **1949**, *71*, 3330.

(28) Chlorine dioxide was prepared via the method of Taube²⁹ and analyzed via its characteristic UV absorption at ca. 360 nm (ε = 1250 M cm⁻¹).³⁰

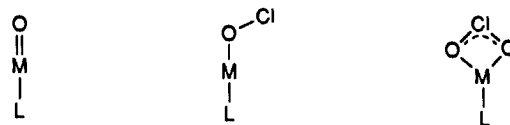
(29) Taube, H.; Dodgen, H. *J. Am. Chem. Soc.* **1949**, *71*, 2501.

(30) Kieffer, R. G.; Gordon, G. *Inorg. Chem.* **1968**, *7*, 235.

(31) In chlorite hydroxylation of heptane catalyzed by the hindered porphyrins ClMn(P), P = TDCPP and TMP, the relative reactivities per hydrogen at carbons 1:2:3:4 were 3:54:24:19; in contrast, for the flat porphyrins P = TF₂PP and TPP, this ratio was 1:37:32:30.¹³ These may be compared to ratios observed in cytochrome P-450 hydroxylation³² and free-radical chlorination³³ of heptane 9:74:11:6 and 11:31:29:29, respectively.

(32) (a) Frommer, U.; Ullrich, V.; Staudinger, H.; Orrenius, S. *Biochim. Biophys. Acta* **1972**, *280*, 487. (b) Ullrich, V. *Angew. Chem., Int. Ed. Engl.* **1972**, *11*, 701.

(33) Hendry, D. G.; Mill, T.; Piszkievicz, L.; Howard, J. A.; Eigenmann, H. K. *J. Phys. Chem. Ref. Data* **1974**, *3*, 937.



A: metal oxo B: metal hypochlorite C: metal chlorite

Figure 1. Possible structures present in metalloporphyrin-catalyzed "shunt" reagent oxidations.

manganese porphyrins and a series of alternative "shunt" oxidants.⁷ Active-site steric constraints appear to control the regioselectivity.

In conclusion, we report herein the discovery of both chlorite disproportionation and hydrocarbon oxidation catalyzed by manganese(III) porphyrins in the presence of an axial base (4-*tert*-butylpyridine). The observed oxidations are metal centered and yield, via parallel pathways, products of both two-electron (alcohol) and four-electron (ketone) oxidation. As evidenced by its relative reactivity for epoxidation and hydroxylation, its longevity (yields >10³ based on metalloporphyrin), its insensitivity to free-radical scavengers that inhibit hypochlorite, and its parallel formation of two- and four-electron-oxidation products, the identity of the chlorite oxidant is fundamentally different from that formed by hypochlorite and other shunt reagents in combination with manganese porphyrins. A metal-oxo species or a hypochlorite complex (A and B, Figure 1) is implicated as the active oxidant in the latter cases. Unique reactivity may, therefore, be proposed for a chlorite complex (C, Figure 1), including the ability to deliver the four-electron-oxidation capacity of chlorite to appropriate substrates. Note that such a process would not require a formal redox change at the metal.

Acknowledgment. Support from the National Institutes of Health (Grant NIH 5R37-GM17880 to J.P.C.) and the National Science Foundation (NSF CHE 88-14949 to J.P.C.) is gratefully acknowledged.

(34) Adamantane shows a relative reactivity per tertiary:secondary hydrogen of 88:12 while the relative reactivity per tertiary:secondary:primary hydrogen for oxidation of 2-methylpentane is 114:28:1. The regioselectivity of P-450 for 2-methylpentane is 150:25:1.^{32b}

[3 + 2 + 2] Cycloaddition Reactions between Formaldehyde O-Oxide and Keto Aldehydes: A New Method for the Synthesis of Polycyclic Peroxides

Toshiya Sugimoto, Masatomo Nojima,* and Shigekazu Kusabayashi

Department of Applied Chemistry, Faculty of Engineering
Osaka University, Suita, Osaka 565, Japan

Kevin J. McCullough*

Department of Chemistry, Heriot-Watt University
Edinburgh EH14 4AS, Scotland

Received January 17, 1990

[3 + 2] cycloaddition reactions between carbonyl oxides, generated in situ by ozonolysis of olefins, and carbonyl compounds to give ozonides (1,2,4-trioxolanes) are well established.¹ Recently, it has been found that carbonyl oxides readily undergo cycloaddition reactions with alkenes,² imines,³ and nitrones⁴ af-

(1) (a) Bailey, P. S. *Ozonation in Organic Chemistry*; Academic Press: New York, 1978, Vol. 1; 1982, Vol. 2. (b) Griesbaum, K.; Volpp, W.; Greinert, R.; Greunig, H.; Schmid, J.; Henke, H. *J. Org. Chem.* **1989**, *54*, 383. (c) Bunnelle, W. H.; Meyer, L. A.; Schlemper, E. O. *J. Am. Chem. Soc.* **1989**, *111*, 7612. (d) Bunnelle, W. H. *Ibid.* **1989**, *111*, 7613.

(2) (a) Wojciechowski, B. J.; Pearson, W. H.; Kuczkowski, R. L. *J. Org. Chem.* **1989**, *54*, 115. (b) Graziano, M. L.; Iesce, M. R.; Cermola, F.; Giordano, F.; Scarpatti, R. *J. Chem. Soc., Chem. Commun.* **1989**, 1608.